



# Hawkeye for



# MetaTrader 4

## Installation Guide

A Powerful set of proprietary trading tools utilizing:

- Volume Spread Analysis
- Standard Deviation
- Pattern Recognition

**DISCLAIMER**

Trading is a high-risk and speculative activity. Only risk capital should be used and a rigid system for loss control must be in place before and during trading. Additionally, the use of margin may dramatically increase the risks associated with trading. Hawkeye Traders make no claims whatsoever regarding past or future performance of Hawkeye Traders software ("the Software"). Past results are no indication of future performance. The Software, signals or alerts given by the Software, signals or alerts given in Hawkeye trade rooms, documentation, webinars, seminars, newsletters, emails, blog posts, social media posts and any other written or verbal communications from Hawkeye Traders are for educational purposes only.

**CFTC RULE 4.41**

These results are based on simulated or hypothetical performance results that have certain inherent limitations. Unlike the results shown in an actual performance record, these results do not represent actual trading. Also, because these trades have not actually been executed, these results may have under- or over-compensated for the impact, if any, of certain market factors, such as lack of liquidity. Simulated or hypothetical trading programs in general are also subject to the fact that they are designed with the benefit of hindsight. No representation is being made that any account will or is likely to achieve profits or losses similar to these being shown.

## SOFTWARE USER AGREEMENT

IMPORTANT: PLEASE READ THIS AGREEMENT CAREFULLY BEFORE CONTINUING WITH THE INSTALLATION PROCESS OF THE SOFTWARE. BY INSTALLING THE SOFTWARE ("THE SOFTWARE"), YOU AGREE TO BE BOUND BY THE TERMS OF THIS AGREEMENT. IF YOU DO NOT AGREE TO THE TERMS OF THIS AGREEMENT, DO NOT INSTALL THE SOFTWARE.

### LICENSE

If you have purchased a license to the Software, Hawkeye Traders grants you a nonexclusive right and license to use the Software and the related documentation (the "Documentation") as set forth in this Agreement. You may use the Software on a single computer. You may also use the Software on a second (portable or home) computer, provided this uses the same account number, or customer number only. Additional and subsequent licenses for other platforms can be purchased at a 50% discount from the original retail price. You may make a single copy of the Software for backup and archival purposes only provided that any copy must contain all proprietary notices included in the original. You may use the Documentation to assist in your use of the Software. If you download the Software without physical delivery of Documentation, you may review the Documentation online, but you may not make further copies of the Documentation. You own the media on which the Software is recorded, but not the Software itself or any copy of it. This license is not a sale of the original or any copy of the Software.

### COPYING, TRANSFERRING OR MODIFYING SOFTWARE

The Software contains copyrighted material, trade secrets and other proprietary intellectual property. You may not permit concurrent use of the Software unless each user has an applicable license. You may not permit other individuals to use the Software except under the terms listed above. For the purposes of protecting Hawkeye Traders trade secrets, you may not decompile, disassemble, reverse engineer or otherwise display the Software in human readable form. You may not modify, translate, rent, lease, distribute or lend the Software, and you may not sell to others the right to use the Software on your computer. You may not remove any proprietary notices or labels on the Software. You may not copy, transfer, transmit, sublicense or assign this license or the Software except as expressly permitted in this Agreement.

### DERIVED WORKS

As part of your license, Hawkeye Traders provides protected access to some of the Software, referred to as 'functions' (the "Functions"). This includes Documentation on how to use the Functions in your own software. You may create new software based on these Functions for your personal use only. You may not sell, rent, lease, distribute or lend (commercially or otherwise) any new software derived from the Software without the prior written approval of Hawkeye Traders. Hawkeye Traders may refuse such approval.

### TERM

If you have purchased a license to the Software, this Agreement and license are effective from the time you accept the terms of this Agreement until this Agreement is terminated. You may terminate this Agreement at any time by destroying all copies of the Software. This Agreement will terminate immediately and without further notice if you fail to comply with any provision of this Agreement. All obligations of confidentiality and restrictions on use, and all other provisions that may reasonably be interpreted to survive termination of this Agreement, will survive termination of this Agreement for any reason. Upon termination, you agree to destroy all copies of the Software. If you have obtained an evaluation copy of the Software, and have not purchased a license to the Software, this Agreement and license are effective for a period of thirty (30) days from the date of installation of the Software.

### WARRANTY DISCLAIMERS

THE SOFTWARE AND THE DOCUMENTATION ARE PROVIDED "AS IS" AND WITHOUT WARRANTIES OF ANY KIND, EXPRESS, STATUTORY OR IMPLIED, INCLUDING, BUT NOT LIMITED TO, THE IMPLIED WARRANTIES OF MERCHANTABILITY, FITNESS FOR A PARTICULAR PURPOSE AND NON INFRINGEMENT. THE ENTIRE RISK AS TO THE QUALITY AND PERFORMANCE OF THE SOFTWARE AND THE DOCUMENTATION IS WITH YOU. SHOULD THE SOFTWARE OR THE DOCUMENTATION PROVE DEFECTIVE, YOU (AND NOT HAWKEYE TRADERS) ASSUME THE ENTIRE COST OF ALL NECESSARY SERVICING OR REPAIR.

HAWKEYE TRADERS DOES NOT WARRANT THAT THE FUNCTIONS CONTAINED IN THE SOFTWARE WILL MEET YOUR REQUIREMENTS OR OPERATE IN THE COMBINATION THAT YOU MAY SELECT FOR USE, THAT THE OPERATION OF THE SOFTWARE WILL BE UNINTERRUPTED OR ERROR FREE, OR THAT DEFECTS IN THE SOFTWARE WILL BE CORRECTED. NO ORAL OR WRITTEN STATEMENT BY HAWKEYE TRADERS OR BY A REPRESENTATIVE OF HAWKEYE TRADERS SHALL CREATE A WARRANTY OR INCREASE THE SCOPE OF THIS WARRANTY.

Notwithstanding the above, you may have certain warranty rights which vary from state to state and which cannot be disclaimed by contract. Any warranties that by law survive the foregoing disclaimers shall terminate ninety (90) days from the date you received the Software as shown by your receipt. Some states do not allow limitations on how long an implied warranty lasts, so the foregoing limitation may not apply to you if prohibited by law.

### LIMITATIONS OF LIABILITY

YOUR SOLE REMEDIES AND HAWKEYE TRADERS' ENTIRE LIABILITY ARE SET FORTH ABOVE. IN NO EVENT WILL HAWKEYE TRADERS BE LIABLE FOR DIRECT, INDIRECT, INCIDENTAL OR CONSEQUENTIAL DAMAGES RESULTING FROM THE USE OF THE SOFTWARE, THE INABILITY TO USE THE SOFTWARE, OR ANY DEFECT IN THE SOFTWARE, INCLUDING ANY LOST PROFITS, EVEN IF THEY HAVE BEEN ADVISED OF THE POSSIBILITY OF SUCH DAMAGE. IN NO EVENT WILL HAWKEYE TRADERS' TOTAL LIABILITY TO YOU FOR ALL DAMAGES, LOSSES, AND CAUSES OF ACTION (WHETHER IN CONTRACT, TORT, INCLUDING NEGLIGENCE, OR OTHERWISE) EXCEED THE AMOUNT YOU PAID FOR THIS PRODUCT. SOME JURISDICTIONS DO NOT ALLOW THE EXCLUSION OR LIMITATION OF RELIEF, INCIDENTAL OR CONSEQUENTIAL DAMAGES, SO THE ABOVE LIMITATION OR EXCLUSION MAY NOT APPLY TO YOU.

You agree that Hawkeye Traders will not be liable for defence or indemnity with respect to any claim against you by any third party arising from your possession or use of the Software or the Documentation.

### EXPORT CONTROL LAWS

You agree to comply with all laws, rules and regulations applicable to the export of the Software or the Documentation. Specifically, you shall not export, re-export or tranship the Software or the Documentation, or the direct product thereof, in violation of any United States laws and regulations which may from time to time be applicable.

None of the Software or underlying information or technology may be downloaded or otherwise exported or re-exported (i) into any country to which the U.S. has embargoed goods; or (ii) to anyone on the U.S. Treasury Department's list of Specially Designated Nationals or the U.S. Commerce Department's Table of Denial Order. By downloading or using the Software, you are agreeing to the foregoing and you are representing and warranting that you are not located in, under the control of, or a national or resident of any such country or on any such list.

### GOVERNMENT RESTRICTED RIGHTS

The Software has been developed at private expense and is "commercial computer software" or "restricted computer software" within the meaning of the FARs, the DFARs, and any other similar regulations relating to government acquisition of computer software. Nothing contained herein will be deemed to grant any government agency any license or other rights greater than are mandated by statute or regulation for commercial computer software developed entirely at private expense.

### ENTIRE AGREEMENT

This Agreement is the complete agreement between Hawkeye Traders and you, and supersedes all prior agreements, oral or written, with respect to the subject matter hereof. If you have any questions concerning this Agreement, you may write to Hawkeye Traders, Customer Service, at team1@hawkeyetraders.com.

### YOUR AGREEMENT

By continuing to read this document you hereby agree to be bound by the terms of this agreement, and all the conditions and indemnities contained within.

## Contents

Welcome to the Hawkeye Team .....	5
Introduction .....	6
Installation .....	7
Before You Start .....	7
Download .....	8
Install.....	10
Fast Start .....	14
Frequently Asked Questions .....	15
Contacts and Useful Links .....	17
Hawkeye Support.....	17
Hawkeye Free Training Rooms .....	17
Hawkeye Traders Chat Room.....	18
MetaTrader .....	18

## Welcome to the Hawkeye Team

Welcome to the Hawkeye family, and thank you for investing in Hawkeye, the world's only trading software based on Volume Price Analysis.

The Hawkeye software works in all markets, and in all timeframes allowing you to trade in commodities, indices, stocks, bonds and currencies with equal ease. So whether you are an intra-day trader, or a longer term swing or trend trader, the Hawkeye software has it all.

Trading success of course is based on many things, but one of the guiding principles I believe, is to keep things simple, and this applies both to your trading strategies, and also to your all -important trading plan.

Having a simple trading plan, which you follow in each and every trade, is one of the cornerstones of success, and in Hawkeye we are fortunate in having a suite of Indicators which tell us when to get in, help us to stay in, and then get out, with a profit (or a small loss). We have all come across the phrase, 'the trend is your friend' but this is indeed one of the truisms of trading success. Most traders struggle to master this difficult skill, since our emotions are telling us to exit as soon as we have a small profit in any position. With Hawkeye however, this skill is mastered easily, as we simply follow our simple exit rules, guided by the most powerful Indicators available, such as Trend and Stops, which paints our trend for us, and all of course underpinned by the unique Hawkeye algorithms which forecast the market's intent based on Volume Price Analysis.

As traders, we are bombarded from all sides with news, analysis and comment from all sides and from an increasingly diverse number of channels. So at times this can be hard to achieve, but achieve it we must. Trade only what we see on our chart, and not what the weight of market opinion or the latest expert analysis is advising. They are generally wrong, and have no value, other than to feed the voracious appetite that is the media, in all its forms.

With Hawkeye, you have a unique and powerful suite of tools, which undertake 300 calculations on each and every price bar. These calculations are not influenced by human opinion, political ambition, or natural disaster. Hawkeye simply analyzes the price and volume relationship using a combination of standard deviation and price pattern recognition, which is then coupled with the volume price algorithms to deliver the most powerful trading software in world.

It may be a clichéd saying, but our success is your success, something I truly believe, and if I can help in any way whatsoever, you only have to ask. Over the years I have built many friendships with traders from around the world, something I would like to continue as Hawkeye reaches an ever larger audience.

So please do keep in touch - I love to hear from customers around the world, and I or a member of the Hawkeye team will always get back to you.

**Randy Lindsey**

CEO, Hawkeye Traders

## Introduction

Congratulations! You now have access to one of the world's most powerful trading tools. Providing you invest some time and energy in familiarizing yourself with the system, Hawkeye will serve you for a lifetime of trading.

Hawkeye supplies you with a distinct, professional trading edge; a way to develop vital confidence in decision-making when seeking to optimize the potential of consistently robust entries, combined with the equally important necessity of identifying a timely exit from a trade.

We know that you are keen to get started using Hawkeye, so the aim of this Installation Guide is to walk you through the first steps to get Hawkeye up and running on your PC.

Once you have completed the installation you will be ready to move on to familiarize yourself with the individual Hawkeye indicators using the **Hawkeye for MetaTrader4 Indicator Guide**.

We do recognize that for many of you, getting to grips with new software can be a little daunting, so in addition this Guide, Information on how to access additional help can be found in the [Contacts and Useful Links](#) Section at the back of this Guide.

Remember, if you have any questions at all please ask.

Now let's get you started on your exciting journey into Hawkeye.

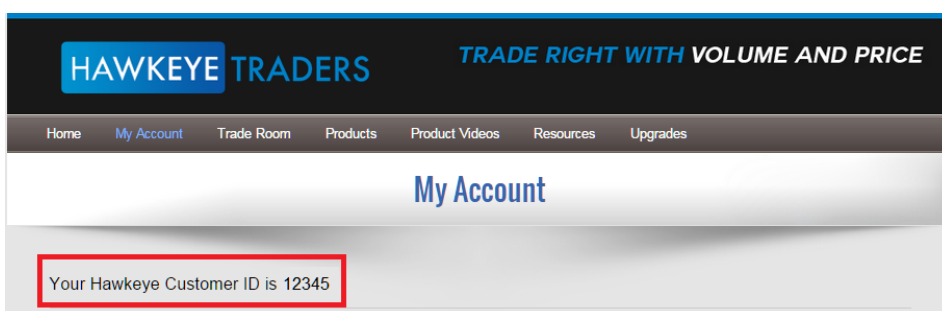
# Installation

## Before You Start

Your Hawkeye tools and Indicators will be delivered to you via a download link which can be found in the 'Products' area of the Hawkeye Members' website ([HawkeyeTraders.com/members](http://HawkeyeTraders.com/members)).

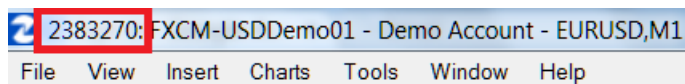
You should have already received an email containing your log-in ID and password for the Members' site. If you have not received this information, or if you have misplaced it, please contact the Hawkeye Team at [team1@hawkeyetraders.com](mailto:team1@hawkeyetraders.com)

In that email you will also have received your Hawkeye Customer ID. Keep this somewhere handy as you will need it for the installation process. If you have misplaced your Hawkeye ID you can always find it at the top of the 'My Account' page on the Hawkeye Members' site.



You will also need to know your MT4 account number to license your Hawkeye software on the Members' site.

To find your MT4 account number, open MT4 and the account number is visible in the top left-hand side of the screen.



If you use more than one MT4 account (e.g. a demo and live account) you can use your Hawkeye software with both. However, you can only manage one account number through the Members' site. Please send any additional account numbers to the Hawkeye Team to enter into our licensing database on your behalf. We suggest you manage the demo account through the Members' site, as this number is likely to change frequently, and send the live account number to the Hawkeye team.

## Download

Go to the Hawkeye Members' site ([HawkeyeTraders.com/members](http://HawkeyeTraders.com/members)).

Enter your Hawkeye User Name and Password in the dialogue box and click 'Login'.

Go to the 'My Account' page and enter your MT4 account number in the MT4 Enablement Information area and click submit.

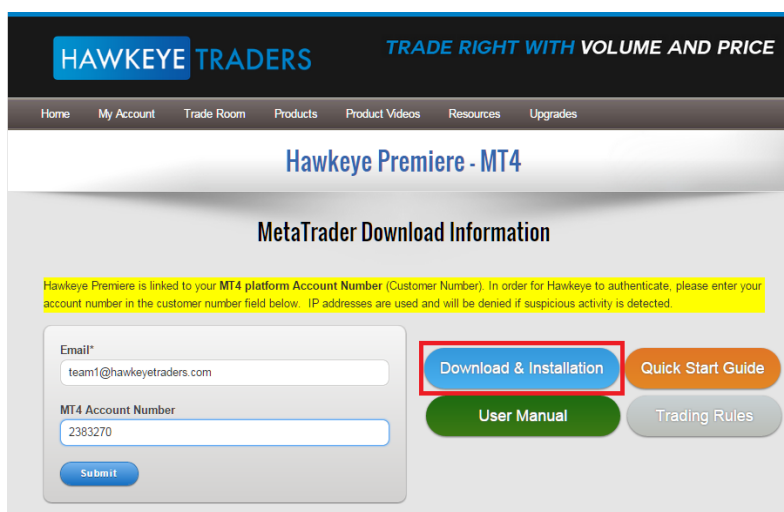
If at any time you need to change your MT4 account number you may do so here.

If you need to change any other personal information you can also do so on this page.

Select your Hawkeye Module or Package from the 'Products' drop-down menu. **The drop-down will only display the Modules or Packages available to you.**



This will open the Products page containing the download links for your Hawkeye software.



Click the software download link to download the installer to your PC.

This page also includes links to download your other **Hawkeye for MT4** documentation.

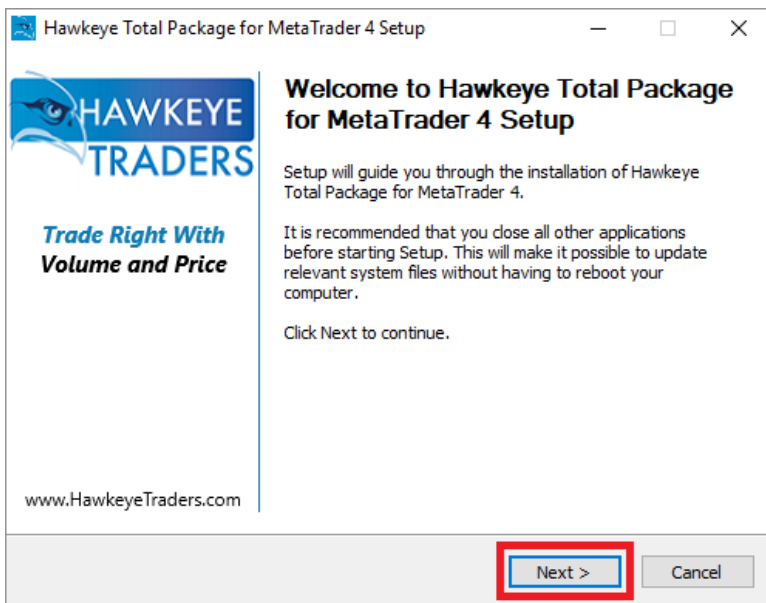
## Install

**MT4 must be fully shut-down before you run the install process. If necessary, close MT4 and reboot your PC to be sure.**

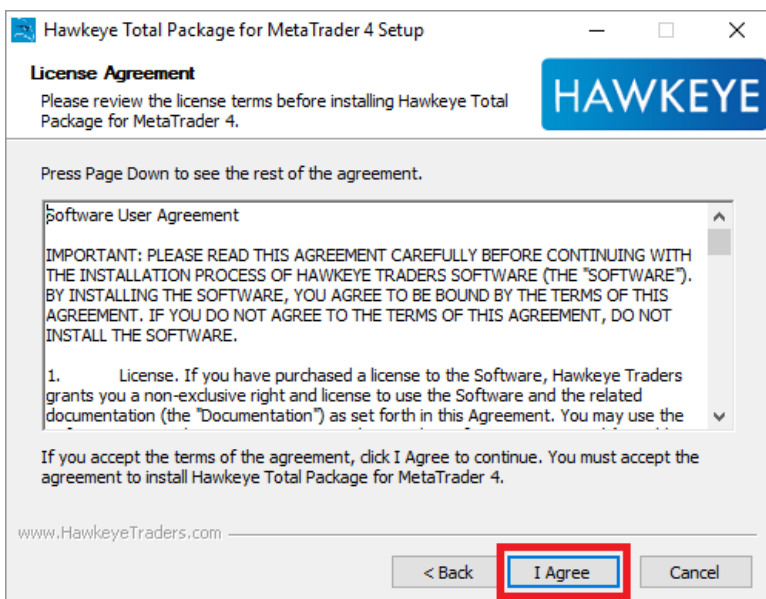
Click the installation file on your PC desktop to open, and click 'Run'.

*Note that we do not include a screenshot here as different internet browsers behave differently when downloading and running files. Consult your browser help pages if you need more information on how to download and run files.*

When the Hawkeye for MT4 Setup dialogue box appears click 'Next'



Review the License Agreement terms and conditions and click 'I Agree' if you accept the terms of the agreement.



Enter your **Hawkeye Customer ID** and click 'Apply'

Hawkeye Total Package for MetaTrader 4 Setup

**Hawkeye Customer ID**  
Enter your Hawkeye Customer ID

Current Hawkeye Customer ID:  
54321

Please enter your new Hawkeye Customer ID:  
54321

Note: This is your Hawkeye Customer ID, NOT your MT4 Account Number.  
Your Hawkeye Customer ID can be found on the My Account page of the Hawkeye Members site, or in your welcome email.

www.HawkeyeTraders.com

< Back Apply Cancel

*Please Note: Your Hawkeye Customer ID is **not** the same as your MT4 account number. You can find your Hawkeye Customer ID at the top of the 'My Account' page on the Hawkeye Members' site.*

Now find the correct file location for your MT4 installation.

Click the 'Browse' button.

Hawkeye Total Package for MetaTrader 4 Setup

**MetaTrader 4 Installation Directory**  
Select your MT4 installation directory

Please choose an installation directory below.

C:\Program Files (x86)

Browse...

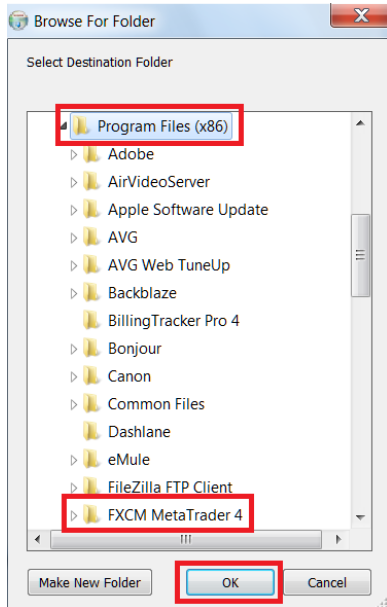
Click the 'Browse' button and find your MT4 directory  
This will be a sub-directory under the 'C:\Program Files (x86)' directory  
The sub-directory usually consists of your broker name and 'MT4' (or similar)

www.HawkeyeTraders.com

< Back Install Cancel

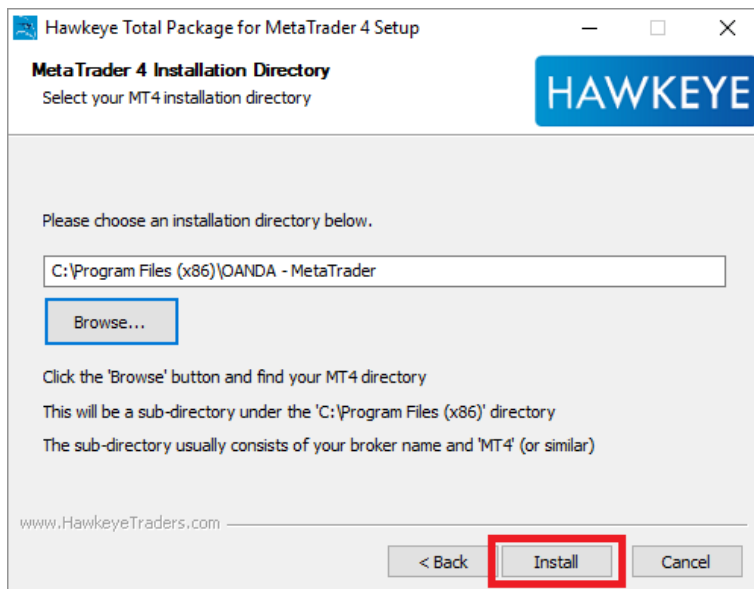
Now select your MT4 installation directory from the list. All MT4 brokers use different directories so you will need to find the directory name of your particular broker. Typically, this will be under the C:\Program Files (x86) directory, and consists of the broker name and "MT4" or "MetaTrader 4".

Click 'OK' to select the directory.




*If you have several MT4 installations on your PC, then you will need to run the Hawkeye installation multiple times, selecting a different directory each time.*

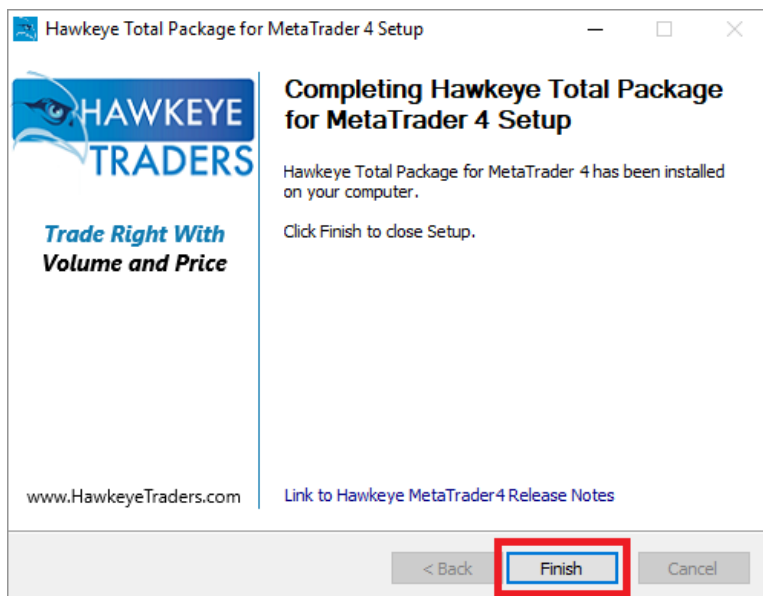
Once you have selected the directory, click 'Install'.



If you do not already have the Microsoft Visual C++ 2013 Redistributables installed on your PC then they will be installed automatically and you will get this screen. This may take a minute or so to finish. Otherwise it will skip directly to the 'Finish' page.



When the import is complete click 'Finish'.



You have now completed the Hawkeye for MT4 installation process.

If you have purchased more than one Hawkeye Module/Package you will need to complete the download and installation process for each one. It does not matter in which order you download and install each file.

You may now restart MT4 as normal.

This installation process includes all the Profiles and Templates provided with your Hawkeye software. These are described in more detail in the *Hawkeye for MT4 Indicator Guide*.

## Fast Start

If you need extra support getting up and running with Hawkeye, we offer a service that is designed to help you get started. It's called **Fast Start**.

With **Fast Start**, you get one full hour of a trained technician connected to your computer to setup, diagnose, and answer all your questions related to MT4 setup, Hawkeye setup, installation, and chart setup.

To order our **Fast Start** service just click the link below.

[Fast Start - Get Started Quickly](#)

## Frequently Asked Questions

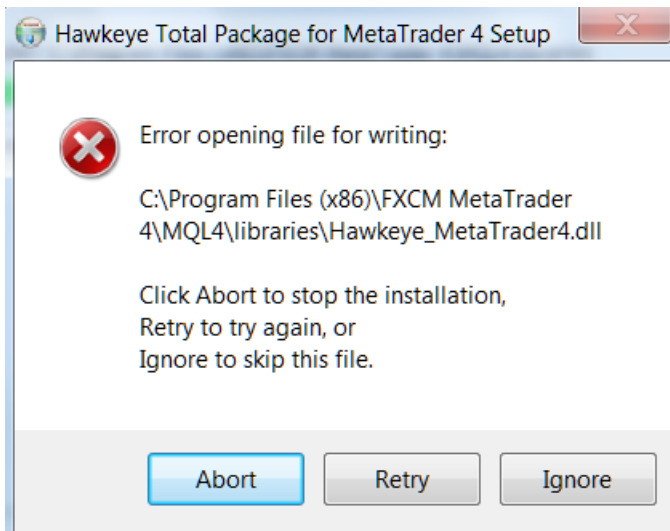
*Q. I can't access the Hawkeye Members' site.*

A. Check you are using the correct Hawkeye Members' User Name and Password. Try using a different browser to access the site.

*Q. I can't download the Hawkeye software.*

A. Try using a different internet browser.

*Q. When I run the install I get an 'Error opening file for writing' error*

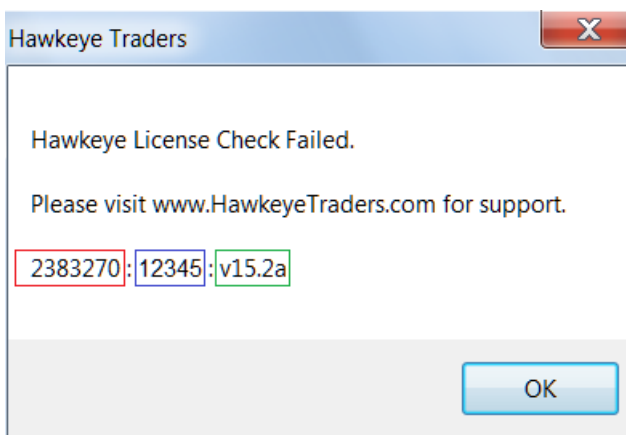


A. This can happen if you have MT4 open whilst trying to install Hawkeye. Make sure MT4 is completely shut down before you run the Hawkeye installer.

*Q. My Hawkeye indicators on the chart are blank.*

A. Rerun the Hawkeye installation, making sure that MT4 is completely shut down before you start.

*Q. I am getting a license check error like the one below when I try and use Hawkeye.*



A. The first number string, indicated by the red box in the picture, is your MT4 account number. Check that you have entered the number correctly in the 'My Account' page in the Hawkeye Members' site. Details of how to find your MT4 account number, together with details of what to do

if you are using more than one account, can be found in the Section **Before You Start** in the *Hawkeye for MT4 Installation Guide*.

A. The second number, indicated by the blue box, is your Hawkeye Customer ID. This is the number you have typed in as part of the installation process. Check this number against your Hawkeye Customer ID on the Hawkeye Members site 'My Account' page. If you have entered this number incorrectly then you will need to rerun the installation.

A. The last number, indicated by the green box, is the Hawkeye software version number. You can download the latest version of your Hawkeye software from the 'Products' page of the Members site. The version of Hawkeye on the Members site is always the latest version.

A. Check that you have downloaded the correct Hawkeye package from the Members' site.

A. Check that you have an internet connection. Even a brief loss of internet connection can cause a license error. Close MT4, reboot your PC and restart MT4.

If you cannot find the answer to your problem here, or if you need any other help at all, please contact the Hawkeye Team at [team1@hawkeyetraders.com](mailto:team1@hawkeyetraders.com)

## Contacts and Useful Links

### Hawkeye Support

If you have any questions about your Hawkeye Indicators, please contact our Support Team at: [team1@hawkeyetraders.com](mailto:team1@hawkeyetraders.com)

Alternatively use the following link to access our Support Page and complete a Contact Form: [Contact the Hawkeye Team](#)

Please provide as much information as you can about your problem, including any error messages, and screenshots showing the problem, and one of our Support Team will get back you as soon as possible.

Additional learning resources are available from the Hawkeye Members' site at: [HawkeyeTraders.com/Members/Resources](http://HawkeyeTraders.com/Members/Resources)

You can find information on further Hawkeye training, including Hawkeye seminars and one-to-one mentoring, from the main Hawkeye website at: [HawkeyeTraders.com/Education](http://HawkeyeTraders.com/Education)

### Hawkeye Free Training Rooms

If you are starting out with Hawkeye we highly recommend you come along to our free live Training Room every Wednesday. Every week we go over the basics of volume trading to help you learn more about the Hawkeye approach to trading.

[Register here for the Wednesday Training Room](#)

When you are ready to delve deeper into the Hawkeye method join our monthly live Thursday Trade Room. This room is only open to Hawkeye Members.

Register for the Thursday Training Room on the 'Trade Room' page of the Members' site [here](#)

In Hawkeye's live training rooms, you'll learn to:

- Identify low risk trade entries using the Hawkeye suite of tools
- Analyze price action using Volume, the holy grail of indicators
- Identify strengths and weakness across all major markets
- Enter using trend and volume signals
- Manage and build positions

In short, how to get in, stay in, and when to get out!

## Hawkeye Traders Chat Room

Trading can sometimes feel a lonely activity, but it doesn't have to be that way. Join the Hawkeye trading forum on Skype and talk to other Hawkeye traders, swap trading ideas and strategies and discover how they are getting the most out of their Hawkeye indicators. And best of all its free.

To join simply send a Chat Room contact request to our Skype address: **hawkeyetraderssupport**

Please include your full name if different from your Skype ID to help us identify you as a Hawkeye Member.

## MetaTrader

This Installation Guide is designed as a quick start to help you download and install the Hawkeye indicators for MT4.

If you need more in depth information on using the MT4 platform there are a number of help and support resources available from MT4. Use the links below to access the MT4 website.

<http://www.metatrader4.com/>

For further information on installing Hawkeye for MT4 indicators please refer to the ***Hawkeye for MT4 Installation Guide***.