



Hawkeye for



Installation Guide

A powerful set of proprietary trading tools utilizing:

- Volume Spread Analysis
- Standard Deviation
- Pattern Recognition

www.HawkeyeTraders.com

DISCLAIMER

Trading is considered a high-risk speculative strategy. Only risk capital should be used and the rigid observation of a system for loss control is strongly recommended. Additionally, the use of margin may dramatically increase the risks associated with trading. Hawkeye Traders make no claims whatsoever regarding past or future performance. Past results are no indication of future performance.

Any trade alert is for educational purposes only. Hypothetical or simulated performance results have certain inherent limitations. Unlike an actual performance record, simulated results do not represent actual trading. Also, since the trades have not actually been executed, the results may have under – or overcompensated for the impact, if any, of certain market factors, such as lack of liquidity. Simulated trading programs in general are also subject to the fact that they are designed with the benefit of hindsight.

No representation is being made that any account will, or is likely to, achieve profits or losses similar to those shown.

SOFTWARE USER AGREEMENT

IMPORTANT: PLEASE READ THIS AGREEMENT CAREFULLY BEFORE CONTINUING WITH THE INSTALLATION PROCESS OF THE SOFTWARE ("THE SOFTWARE"). BY INSTALLING THE SOFTWARE, YOU AGREE TO BE BOUND BY THE TERMS OF THIS AGREEMENT. IF YOU DO NOT AGREE TO THE TERMS OF THIS AGREEMENT, DO NOT INSTALL THE SOFTWARE.

LICENSE

If you have purchased a license to the Software, Hawkeye Traders grants you a nonexclusive right and license to use the Software and the related documentation (the "Documentation") as set forth in this Agreement. You may use the Software on a single computer. You may also use the Software on a second (portable or home) computer, provided this uses the same account number, or customer number only. Additional and subsequent licenses for other platforms can be purchased at a 50% discount from the original retail price. You may make a single copy of the Software for backup and archival purposes only provided that any copy must contain all proprietary notices included in the original. You may use the Documentation to assist in your use of the Software. If you download the Software without physical delivery of Documentation, you may review the Documentation online, but you may not make further copies of the Documentation. You own the media on which the Software is recorded, but not the Software itself or any copy of it. This license is not a sale of the original or any copy of the Software.

COPYING, TRANSFERRING OR MODIFYING SOFTWARE

The Software contains copyrighted material, trade secrets and other proprietary intellectual property. You may not permit concurrent use of the Software unless each user has an applicable license. You may not permit other individuals to use the Software except under the terms listed above. For the purposes of protecting Hawkeye Traders trade secrets, you may not decompile, disassemble, reverse engineer or otherwise display the Software in human readable form. You may not modify, translate, rent, lease, distribute or lend the Software, and you may not sell to others the right to use the Software on your computer. You may not remove any proprietary notices or labels on the Software. You may not copy, transfer, transmit, sublicense or assign this license or the Software except as expressly permitted in this Agreement.

TERM

If you have purchased a license to the Software, this Agreement and license are effective from the time you accept the terms of this Agreement until this Agreement is terminated. You may terminate this Agreement at any time by destroying all copies of the Software. This Agreement will terminate immediately and without further notice if you fail to comply with any provision of this Agreement. All obligations of confidentiality and restrictions on use, and all other provisions that may reasonably be interpreted to survive termination of this Agreement, will survive termination of this Agreement for any reason. Upon termination, you agree to destroy all copies of the Software. If you have obtained an evaluation copy of the Software, and have not purchased a license to the Software, this Agreement and license are effective for a period of thirty (30) days from the date of installation of the Software.

WARRANTY DISCLAIMERS

THE SOFTWARE AND THE DOCUMENTATION ARE PROVIDED "AS IS" AND WITHOUT WARRANTIES OF ANY KIND, EXPRESS, STATUTORY OR IMPLIED, INCLUDING, BUT NOT LIMITED TO, THE IMPLIED WARRANTIES OF MERCHANTABILITY, FITNESS FOR A PARTICULAR PURPOSE AND NON INFRINGEMENT. THE ENTIRE RISK AS TO THE QUALITY AND PERFORMANCE OF THE SOFTWARE AND THE DOCUMENTATION IS WITH YOU. SHOULD THE SOFTWARE OR THE DOCUMENTATION PROVE DEFECTIVE, YOU (AND NOT HAWKEYE TRADERS) ASSUME THE ENTIRE COST OF ALL NECESSARY SERVICING OR REPAIR.

HAWKEYE TRADERS DOES NOT WARRANT THAT THE FUNCTIONS CONTAINED IN THE SOFTWARE WILL MEET YOUR REQUIREMENTS OR OPERATE IN THE COMBINATION THAT YOU MAY SELECT FOR USE, THAT THE OPERATION OF THE SOFTWARE WILL BE UNINTERRUPTED OR ERROR FREE, OR THAT DEFECTS IN THE SOFTWARE WILL BE CORRECTED. NO ORAL OR WRITTEN STATEMENT BY HAWKEYE TRADERS OR BY A REPRESENTATIVE OF HAWKEYE TRADERS SHALL CREATE A WARRANTY OR INCREASE THE SCOPE OF THIS WARRANTY.

Notwithstanding the above, you may have certain warranty rights which vary from state to state and which cannot be disclaimed by contract. Any warranties that by law survive the foregoing disclaimers shall terminate ninety (90) days from the date you received the Software as shown by your receipt. Some states do not allow limitations on how long an implied warranty lasts, so the foregoing limitation may not apply to you if prohibited by law.

LIMITATIONS OF LIABILITY

YOUR SOLE REMEDIES AND HAWKEYE TRADERS' ENTIRE LIABILITY ARE SET FORTH ABOVE. IN NO EVENT WILL HAWKEYE TRADERS BE LIABLE FOR DIRECT, INDIRECT, INCIDENTAL OR CONSEQUENTIAL DAMAGES RESULTING FROM THE USE OF THE SOFTWARE, THE INABILITY TO USE THE SOFTWARE, OR ANY DEFECT IN THE SOFTWARE, INCLUDING ANY LOST PROFITS, EVEN IF THEY HAVE BEEN ADVISED OF THE POSSIBILITY OF SUCH DAMAGE. IN NO EVENT WILL HAWKEYE TRADERS' TOTAL LIABILITY TO YOU FOR ALL DAMAGES, LOSSES, AND CAUSES OF ACTION (WHETHER IN CONTRACT, TORT, INCLUDING NEGLIGENCE, OR OTHERWISE) EXCEED THE AMOUNT YOU PAID FOR THIS PRODUCT. SOME JURISDICTIONS DO NOT ALLOW THE EXCLUSION OR LIMITATION OF RELIEF, INCIDENTAL OR CONSEQUENTIAL DAMAGES, SO THE ABOVE LIMITATION OR EXCLUSION MAY NOT APPLY TO YOU.

You agree that Hawkeye Traders will not be liable for defence or indemnity with respect to any claim against you by any third party arising from your possession or use of the Software or the Documentation.

EXPORT CONTROL LAWS

You agree to comply with all laws, rules and regulations applicable to the export of the Software or the Documentation. Specifically, you shall not export, re-export or tranship the Software or the Documentation, or the direct product thereof, in violation of any United States laws and regulations which may from time to time be applicable.

None of the Software or underlying information or technology may be downloaded or otherwise exported or re-exported (i) into any country to which the U.S. has embargoed goods; or (ii) to anyone on the U.S. Treasury Department's list of Specially Designated Nationals or the U.S. Commerce Department's Table of Denial Order. By downloading or using the Software, you are agreeing to the foregoing and you are representing and warranting that you are not located in, under the control of, or a national or resident of any such country or on any such list.

GOVERNMENT RESTRICTED RIGHTS

The Software has been developed at private expense and is "commercial computer software" or "restricted computer software" within the meaning of the FARs, the DFARS, and any other similar regulations relating to government acquisition of computer software. Nothing contained herein will be deemed to grant any government agency any license or other rights greater than are mandated by statute or regulation for commercial computer software developed entirely at private expense.

ENTIRE AGREEMENT

This Agreement is the complete agreement between Hawkeye Traders and you, and supersedes all prior agreements, oral or written, with respect to the subject matter hereof. If you have any questions concerning this Agreement, you may write to Hawkeye Traders, Customer Service, at team1@hawkeyetraders.com.

YOUR AGREEMENT

By continuing to read this installation manual, along with the trading rules and guidelines contained in this document, you hereby agree to be bound by the terms of this agreement, and all the conditions and indemnities contained within it.

Contents

Welcome	5
Installation	6
Before You Start	6
Version	7
Username	7
Download and Install	8
Fast Start	13
Frequently Asked Questions	14
Contacts and Useful Links	16
Hawkeye Support	16
Fast Start	16
eSignal	16

Welcome

Welcome to the Hawkeye family, and thank you for investing in Hawkeye, the world's only trading software based on Volume Price Analysis.

The Hawkeye software works in all markets, and in all timeframes allowing you to trade in commodities, indices, stocks, bonds and currencies with equal ease. In addition, Hawkeye provides you with two unique Studies, the Gearbox and the Gearchanger, which reveal each day the optimal tick charts to trade, giving you the edge you need to trade in harmony with market momentum. So whether you are an intra-day trader, or a longer term swing or trend trader, the Hawkeye software has it all.

Trading success of course is based on many things, but one of the guiding principles I believe, is to keep things simple, and this applies both to your trading strategies, and also to your all important trading plan.

Having a simple trading plan, which you follow in each and every trade, is one of the cornerstones of success, and in Hawkeye we are fortunate in having a suite of Studies which tell us when to get in, help us to stay in, and then get out, with a profit (or a small loss). We have all come across the phrase, 'the trend is your friend' but this is indeed one of the truisms of trading success. Most traders struggle to master this difficult skill, since our emotions are telling us to exit as soon as we have a small profit in any position. With Hawkeye however, this skill is mastered easily, as we simply follow our simple exit rules, guided by the most powerful Studies available, such as Trend and Stops, which paints our trend for us, and all of course underpinned by the unique Hawkeye algorithms which forecast the market's intent based on Volume Price Analysis.

As traders, we are bombarded from all sides with news, analysis and comment from all sides and from an increasingly diverse number of channels. So at times this can be hard to achieve, but achieve it we must. Trade only what we see on our chart, and not what the weight of market opinion or the latest expert analysis is advising. They are generally wrong, and have no value, other than to feed the voracious appetite that is the media, in all its forms.

With Hawkeye, you have a unique and powerful suite of tools, which undertake 300 calculations on each and every price bar. These calculations are not influenced by human opinion, political ambition, or natural disaster. Hawkeye simply analyzes the price and volume relationship using a combination of standard deviation and price pattern recognition, which is then coupled with the volume price algorithms to deliver the most powerful trading software in world.

It may be a clichéd saying, but our success is your success, something I truly believe, and if I can help in any way whatsoever, you only have to ask. Over the years I have built many friendships with traders from around the world, something I would like to continue as Hawkeye reaches an ever larger audience.

So please do keep in touch - I love to hear from customers around the world, and I or a member of the Hawkeye team will always get back to you.

Nigel Hawkes, Founder, Hawkeye Traders

Installation

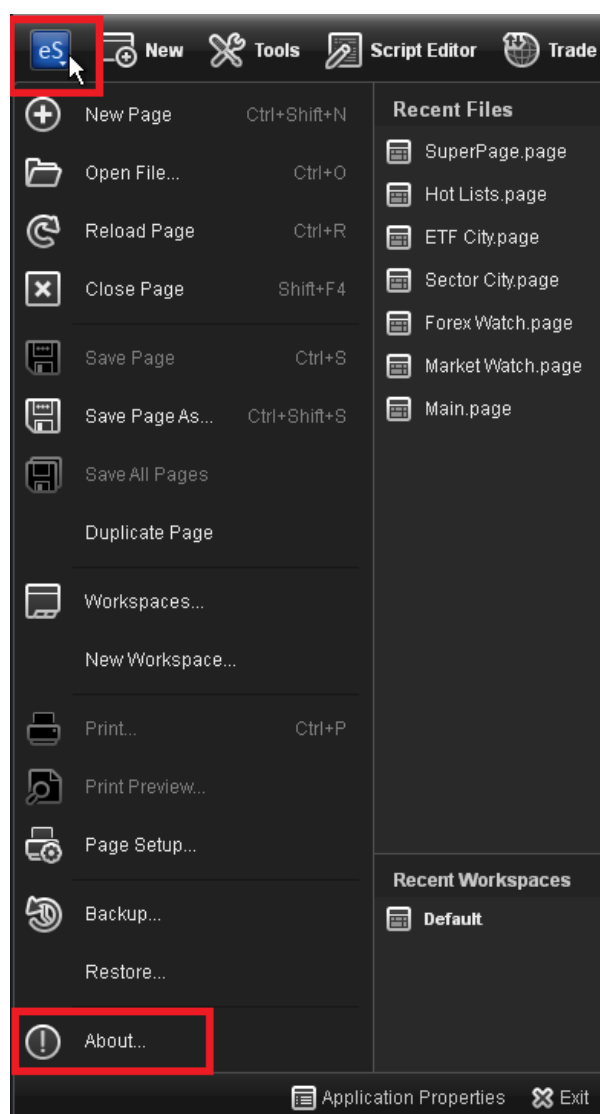
Before You Start

Your Hawkeye tools and Studies will be delivered to you via a download link which can be found on the Hawkeye Members' website (HawkeyeTraders.com/members). You should have already received an email containing your log-in ID and password for the Members' site. If you have not received this information, or if you have misplaced it, please contact the Hawkeye Team at team1@hawkeyetraders.com.

Find out which version of eSignal you are using (32-bit or 64-bit), and your eSignal Username.

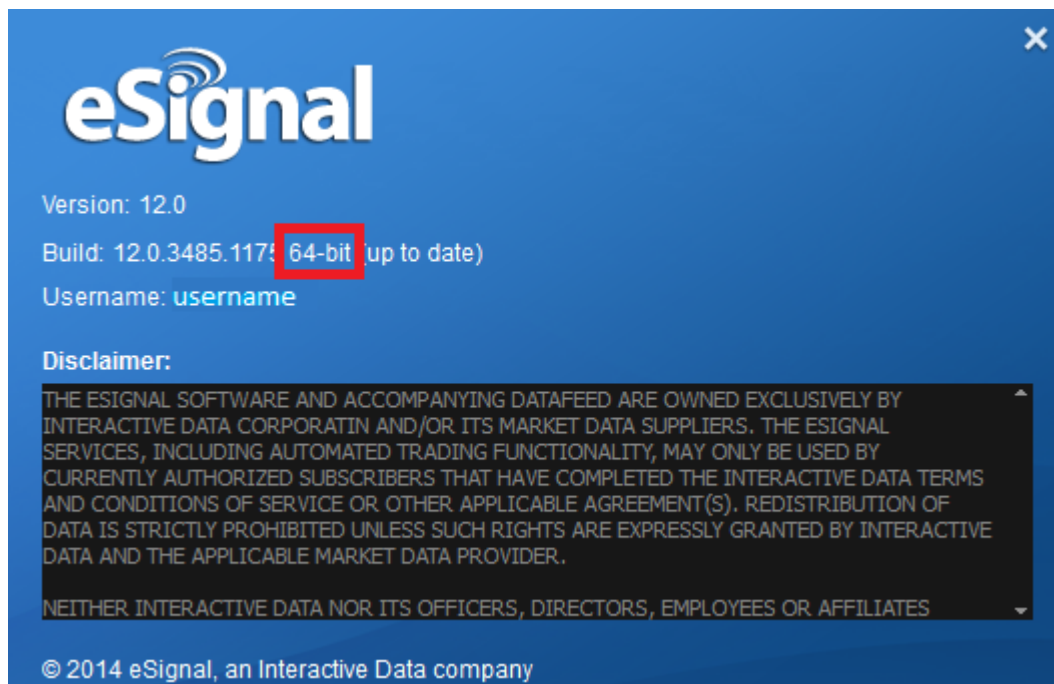
You must download the correct version of Hawkeye for your version of eSignal (32-bit or 64-bit).

Open eSignal and go to 'About'.



The version and Username can both be found on the 'About' page.

Version



Username

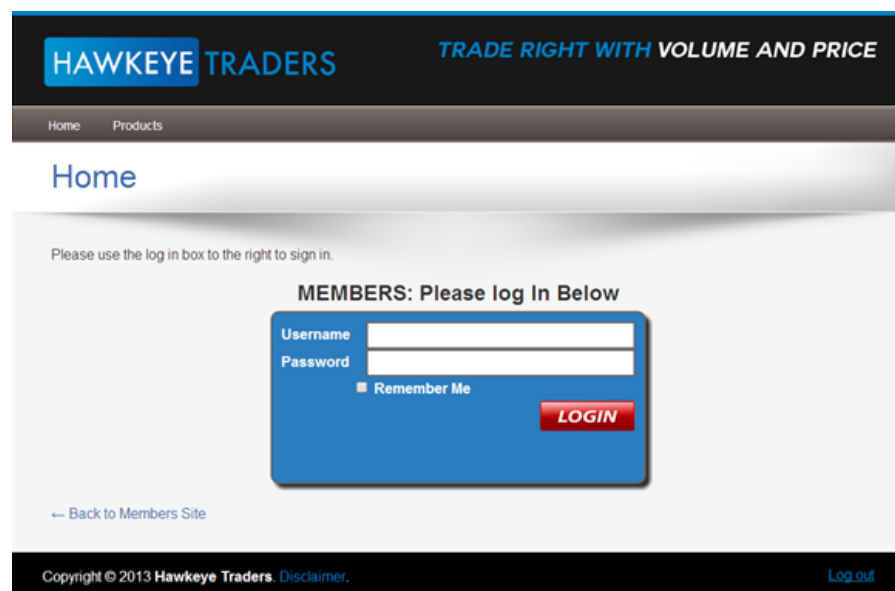


Make a note of your Username and version and close eSignal completely. It is important that eSignal is fully shut down before you run the Hawkeye installation.

Download and Install

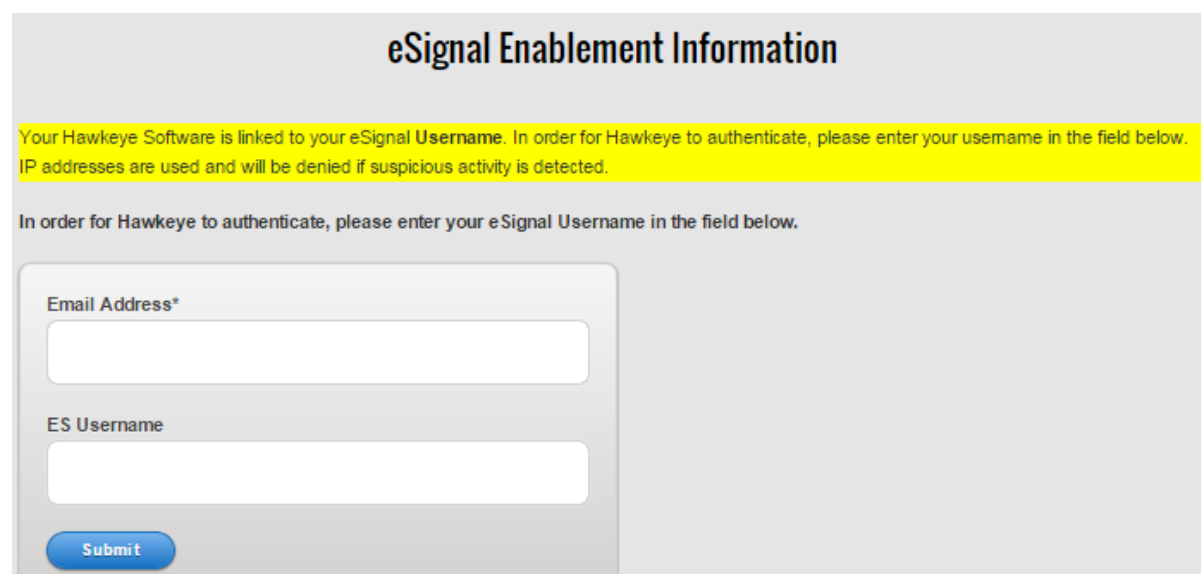
Go to the Hawkeye Members site (HawkeyeTraders.com/members).

Enter your Hawkeye User Name and Password in the dialogue box and click 'Login'.



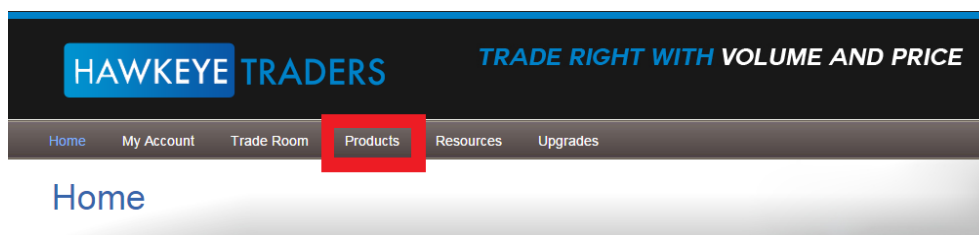
The screenshot shows the Hawkeye Traders website. The header features the logo "HAWKEYE TRADERS" and the tagline "TRADE RIGHT WITH VOLUME AND PRICE". Below the header, there are navigation links for "Home" and "Products". The main content area is titled "Home" and contains a login prompt: "Please use the log in box to the right to sign in." Below this, there is a section titled "MEMBERS: Please log In Below" which contains a login form. The form has fields for "Username" and "Password", a "Remember Me" checkbox, and a red "LOGIN" button. At the bottom left of the form area, there is a link that says "← Back to Members Site". The footer of the page includes the copyright notice "Copyright © 2013 Hawkeye Traders. Disclaimer." and a "Log out" link.

Enter your eSignal Username in the *eSignal Enablement Information* box under the 'My Account' menu and click submit. This will complete your Hawkeye licensing process for the eSignal platform. If at any time you need to change your eSignal Username you may do so here.



The screenshot shows the "eSignal Enablement Information" form. The title "eSignal Enablement Information" is prominently displayed at the top. Below the title, there is a yellow highlighted box containing the text: "Your Hawkeye Software is linked to your eSignal Username. In order for Hawkeye to authenticate, please enter your username in the field below. IP addresses are used and will be denied if suspicious activity is detected." Below this box, there is a line of text: "In order for Hawkeye to authenticate, please enter your eSignal Username in the field below." The form itself has two input fields: "Email Address*" and "ES Username". Below these fields is a blue "Submit" button.

Select your Hawkeye Module or Package from the 'Products' drop-down menu



This will open the eSignal Download Information page. Click the appropriate software link. **Ensure that you select the correct version of Hawkeye for the version of eSignal you are running (32-bit or 64-bit).**

This will download the software installer directly to your PC.

eSignal Download Information

Your Hawkeye Software is linked to your eSignal **Username**. In order for Hawkeye to authenticate, please enter your Username in the field below. IP addresses are used and will be denied if suspicious activity is detected.

In order for Hawkeye to authenticate, please enter your eSignal Username in the field below.

Email Address*

ES Username

Submit

Here is the latest installation for the Hawkeye Volume Module for eSignal.

Hawkeye for eSignal Quick Installation Guide: [ES Hawkeye Quick Installation Guide](#)

Below you will find your download links and other important information to make your installation smooth and error free. Let us know if you need any assistance at all.

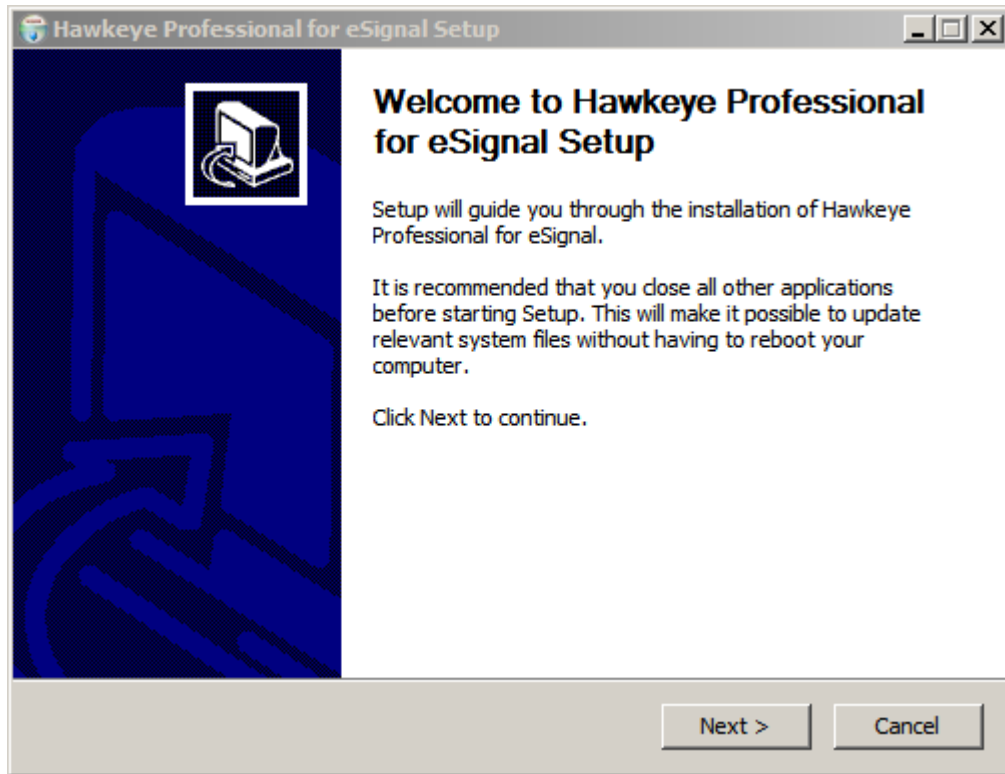
Quick Installation Instructions:

- Click one of the following links according to which version of eSignal you are using and save the setup file to your computer (desktop)
- [\[LINK\] Hawkeye Volume Module for eSignal 32-bit \[LINK\]](#)
- [\[LINK\] Hawkeye Volume Module for eSignal 64-bit \[LINK\]](#)
- **Make sure eSignal is closed.**
- Double-click the setup file (.exe) to install the package on your computer, following the on-screen instructions. Once finished, launch eSignal.

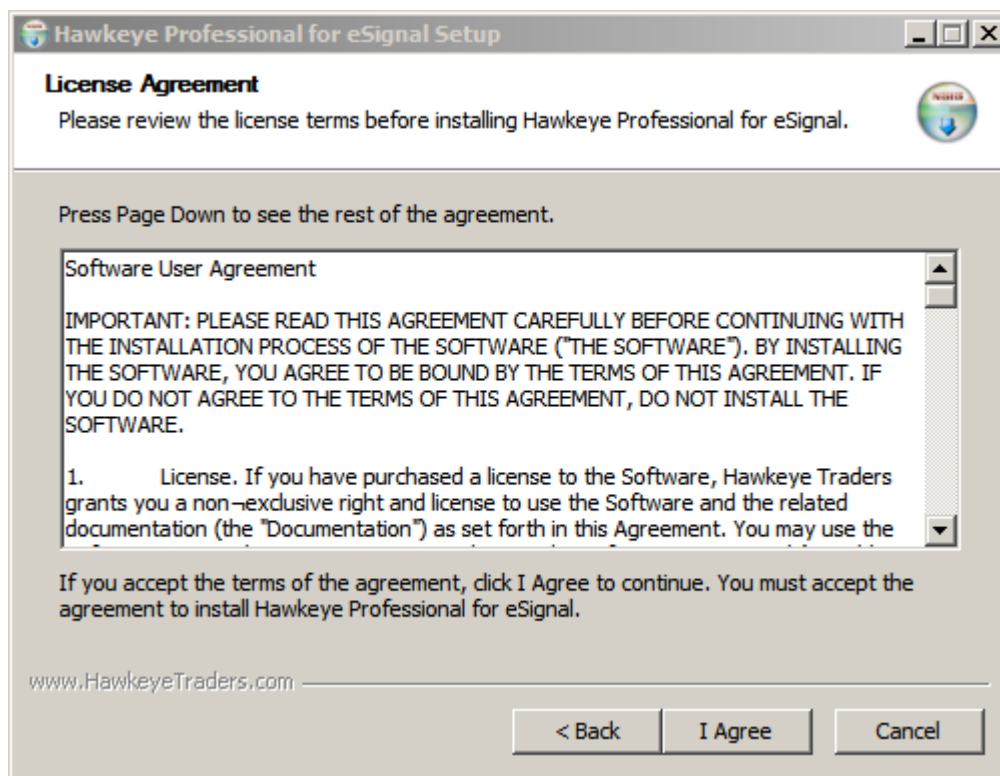
You may download the Hawkeye for eSignal User Guide here:
[ES Hawkeye User Manual](#)

Click the installation file on your PC desktop to open, and click 'Run'. Note that we do not include a screenshot here as different internet browsers behave differently when downloading and running files. Consult your browser help pages if you need more information on how to download and run files.

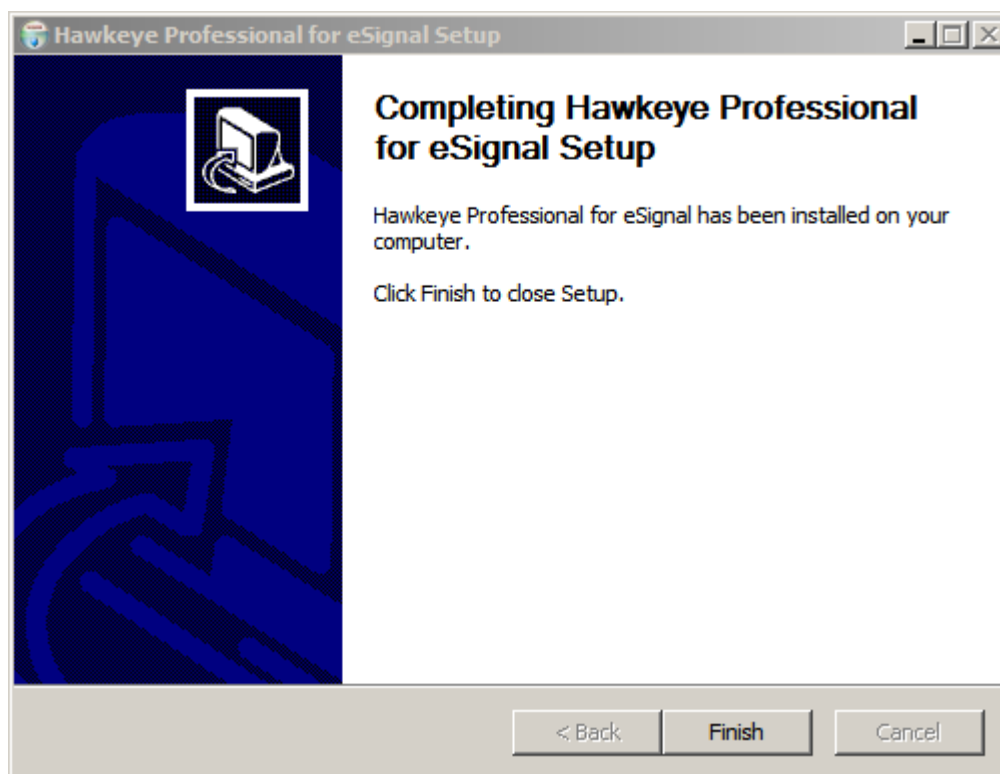
When the Hawkeye eSignal Setup dialogue box appears click 'Next'.



Review the License Agreement terms and conditions and click 'I Agree' to accept the terms of the agreement.



Click 'Finish' to complete the Setup for this Hawkeye software.



If you have purchased more than one Hawkeye Module/Package you must complete the download and installation process for each one. It does not matter in which order you download and install each file.

You can now start eSignal as you normally would.

This installation process includes all the Studies and preconfigured pages provided with your software. These are described in more detail in the [Hawkeye for eSignal User Guide](#). You can download the Guide from the *Products* page of the Members' site or by using the link above.

Fast Start

If you need extra support getting up and running with Hawkeye, we offer a service that is designed to help you get started. It's called Fast Start. With Fast Start, you get one full hour of a trained technician connected to your computer to setup, diagnose, and answer all your questions related to eSignal setup, Hawkeye setup, installation, and chart setup. To order our **Fast Start** service just click the link below.

[Fast Start - Get Started Quickly](#)

Frequently Asked Questions

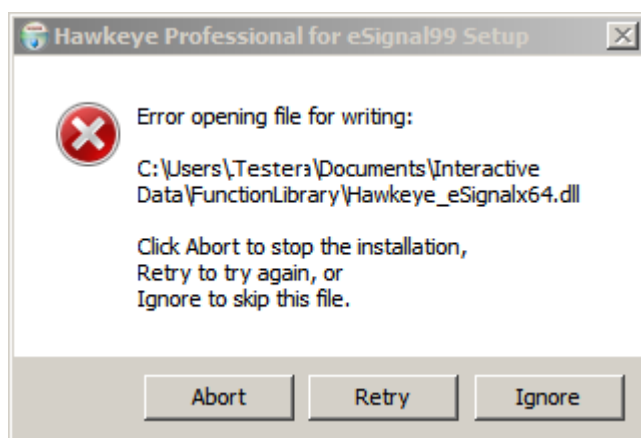
Q. I can't access the Hawkeye Members' site.

A. Check you are using the correct Hawkeye Members User Name and Password. Try using a different browser to access the site.

Q. I can't download the Hawkeye software from the Members' site.

A. Try using a different internet browser.

Q. I am getting the following error when I try to run the Hawkeye for eSignal installer.



A. You have eSignal open while you are trying to run the Hawkeye installer. Close down eSignal and rerun the install process.

Q. I am getting a license check error when I try and use Hawkeye.

You can find details of the license error information by clicking the Alert button in eSignal (the bell icon towards the bottom right of your eSignal screen).



A. Check that you have entered the eSignal Username correctly in the 'My Account' page in the Members' site. Details of how to find your eSignal Username can be found under [Before You Start](#) in this Installation Guide.

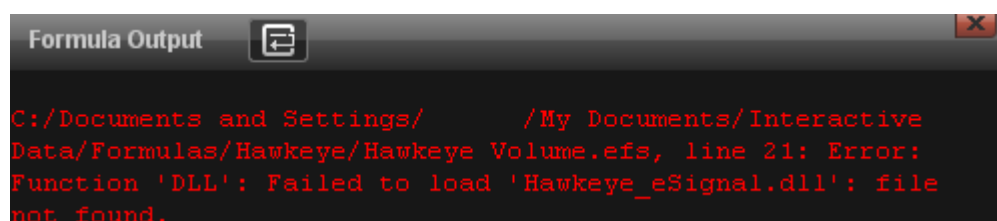
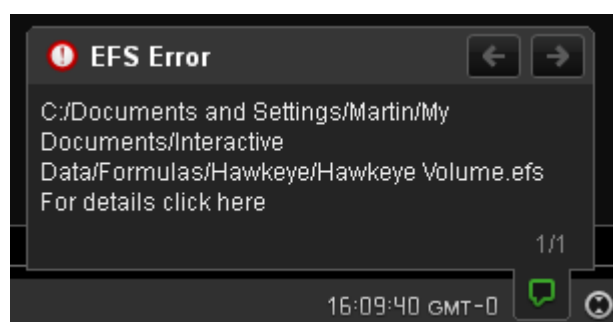
A. Check that you have downloaded the correct Hawkeye package from the Members' site.

A. Check that you have an Internet connection. Even a brief loss of Internet connection can cause a license error. Close eSignal, reboot your PC and restart eSignal.

Q. I am getting one or more of the following errors when I run eSignal.



* GOOG, GOOGLE INC, 15, 00:00-00:00 (Dynamic)	
Hawkeye Volume.efs - GOOG, 15 Formula Error	
Date	21/10/2014
Time	5:45
Price	515.67
GOOG, 15	
Open	516.29
High	516.42
Low	514.83
Close	515.35
Tick Range	159
Bar #	301/301
Bar Index	56
Hawkeye Volume.efs Formula Error	



A You have installed the wrong version of Hawkeye for your version of eSignal. You must ensure you have installed 32-bit Hawkeye with 32-bit eSignal, and 64-bit Hawkeye with 64-bit eSignal.

For more information on how to find out which version of eSignal you have, please refer to the [Before You Start](#) section of this Guide.

If you have installed the wrong version of Hawkeye, shut-down eSignal, download the correct version of Hawkeye and rerun the Installer.

If you cannot find the answer to your problem here, please contact the Hawkeye Team at team1@hawkeyetraders.com

Contacts and Useful Links

Hawkeye Support

If you have any questions about your Hawkeye Studies please contact our Support Team at:

team1@hawkeyetraders.com

Alternatively use the following link to access our Support Page and complete a Contact Form:

HawkeyeTraders.com/Contact-Us-2

Please provide as much information about your query as you can, and one of our Support Team will get back you to help.

You can also contact us using our Skype address: **hawkeyetraderssupport**

Additional learning resources are available from the Hawkeye Members' site at:

HawkeyeTraders.com/Members/Resources

You can find information on further Hawkeye training, including Hawkeye seminars and one-to-one mentoring, from the main Hawkeye website at: HawkeyeTraders.com/Education

Fast Start

If you feel you still need some extra individual support getting up and running with Hawkeye, our Fast Start service is designed to help. With Fast Start, you get one full hour of a trained technician connected to your computer to setup, diagnose, and answer all your questions related to eSignal setup, Hawkeye setup, installation, and chart setup. To order our Fast Start service just click the link below.

[Fast Start - Get Started Quickly](#)

eSignal

This Installation Guide is designed as a quick guide to help you download and install the Hawkeye Studies for eSignal.

If you need more in depth information on using the eSignal platform there are a number of help and support resources available from eSignal. Use the links below to access the eSignal website.

[eSignal Eduation](#)

[eSignal Support](#)

[eSignal Community](#)

For further information on your individual Hawkeye for eSignal Studies please refer to the [Hawkeye for eSignal User Guide](#). The User Guide can be downloaded from the Hawkeye Members site *Product* page or by using the link above.